

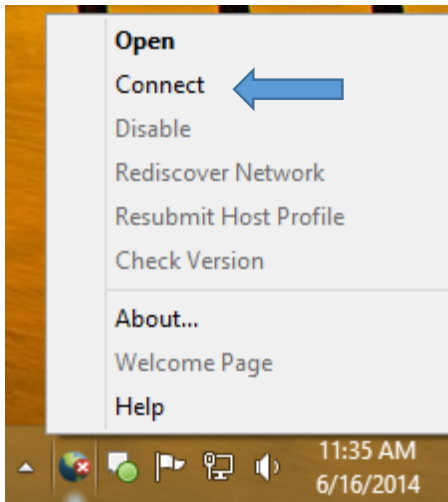
Hardware Token Method using GlobalProtect & Duo 2FA

Note: You can purchase a Hardware Token from TechZone for \$22. It will be associated with your Username.

Step 1. Connect to the VPN with Windows or MAC

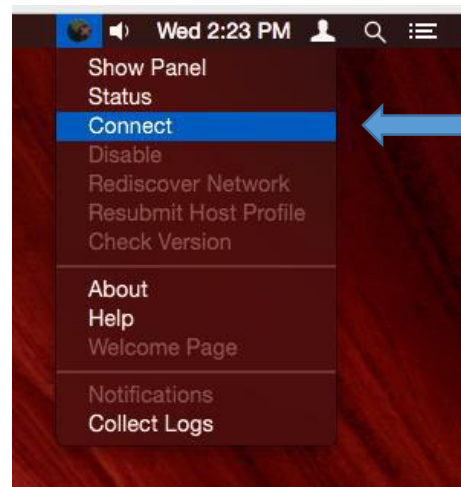
Windows

Find the GlobalProtect VPN client in your system tray. This icon resembles the Earth. Right click on the GlobalProtect icon. Select **Connect**.

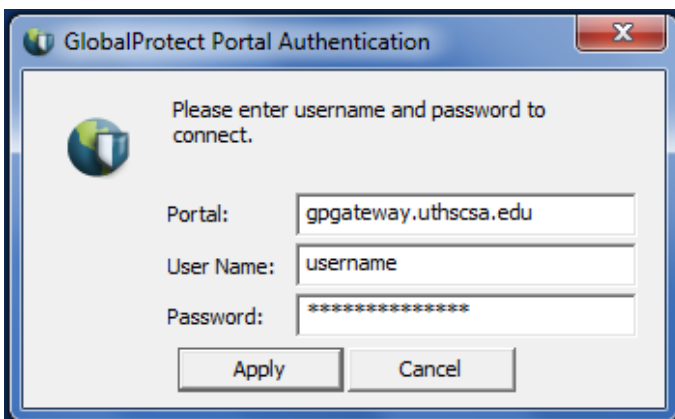


MAC

Find the GlobalProtect VPN client in your menu bar. The icon resembles the Earth. Click on the GlobalProtect icon. Select **Connect**.



Step 2. Logon with your Username and Password



The Authentication Window will show up.



Step 3. Click the white button on your Hardware Token to create a digital code.



Step 4. Key in that digital code in the Authentication Box and click OK.

