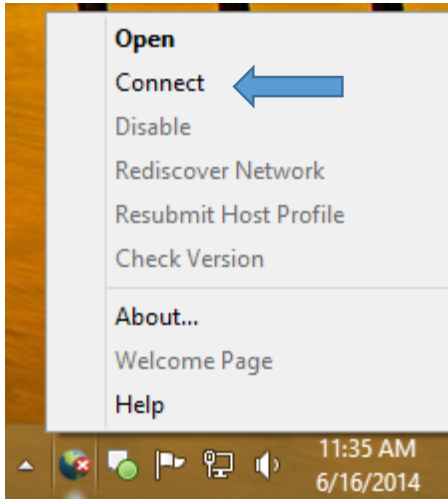


## Phone Call Method using GlobalProtect & Duo 2FA

### Step 1. Connect to the VPN with Windows or MAC

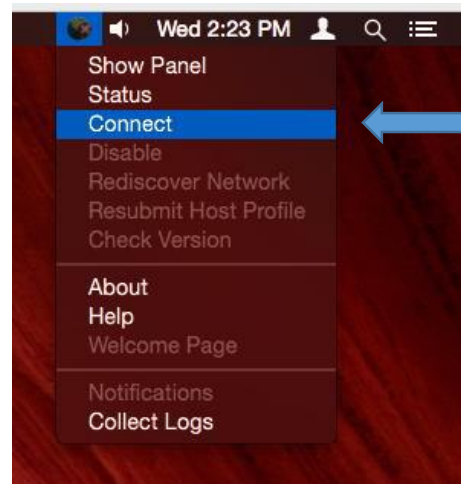
#### Windows

Find the GlobalProtect VPN client in your system tray. This icon resembles the Earth. Right click on the GlobalProtect icon. Select **Connect**.

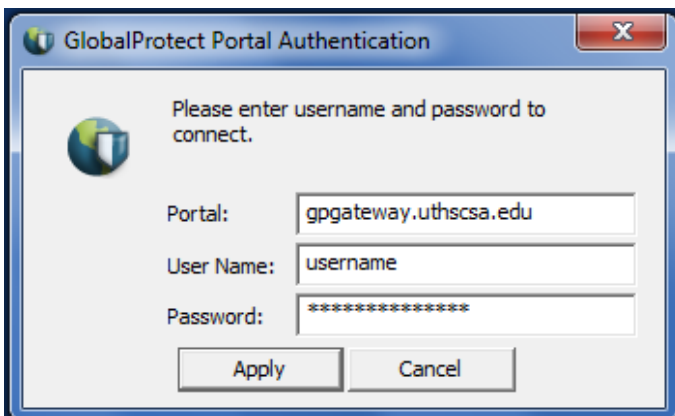


#### MAC

Find the GlobalProtect VPN client in your menu bar. The icon resembles the Earth. Click on the GlobalProtect icon. Select **Connect**.



### Step 2. Logon with your Username and Password



The Options Window will show up.



Step 3. Key in the number 2 in the Options box to select Phone Call authentication. Click OK.



You will receive a call to the phone number you provided when you registered with Duo.

Step 4. Answer the phone and follow the instructions given in the phone call.