
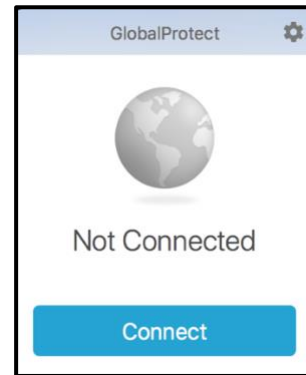


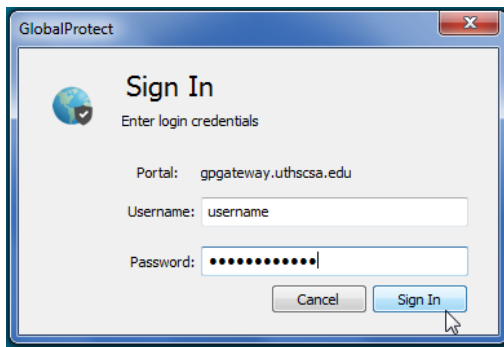
Phone Call Method using GlobalProtect & Duo 2FA

1. Find the GlobalProtect VPN client in your system tray or menu bar. This icon resembles the Earth. Click on the GlobalProtect icon. Select **Connect**.

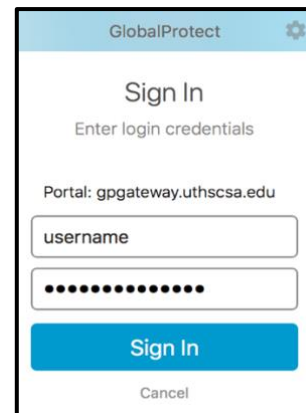
Windows:  Mac: 



2. Enter your UTHSCSA username (lowercase only) and password in the appropriate fields. (The window may vary depending on the device.)



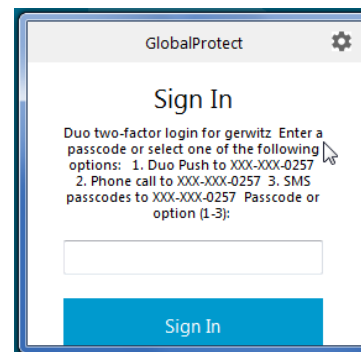
OR



3. The Authentication window will appear. (The window may vary depending on the device.) Enter the number **2** in the Authentication box to select Phone Call authentication. **Click OK or Sign In**.



OR



You will receive a call to the phone number you provided when you registered with Duo.

4. Answer the phone and follow the instructions given in the phone call.