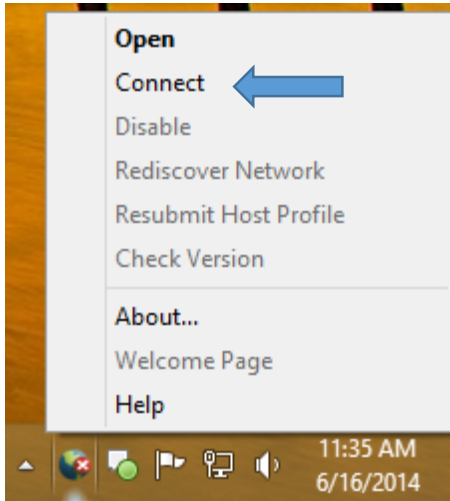


Push Method using GlobalProtect & Duo 2FA

Step 1. Connect to the VPN with Windows or MAC

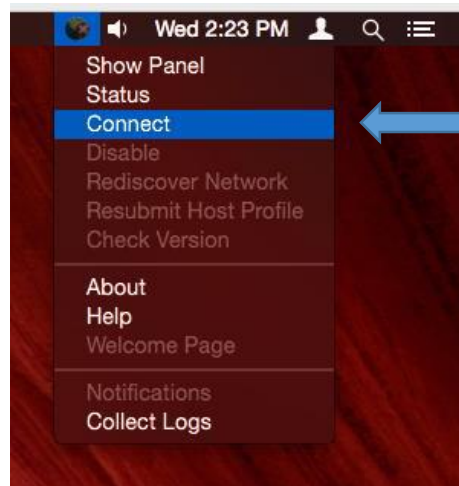
Windows

Find the GlobalProtect VPN client in your system tray. This icon resembles the Earth. Right click on the GlobalProtect icon. Select **Connect**.

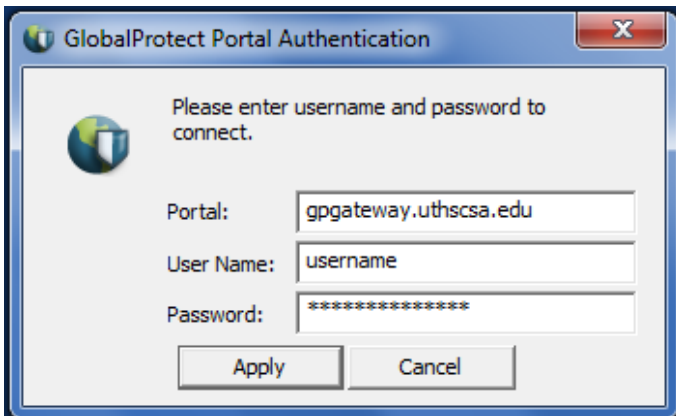


MAC

Find the GlobalProtect VPN client in your menu bar. The icon resembles the Earth. Click on the GlobalProtect icon. Select **Connect**.



Step 2. Logon with your Username and Password




The Options Window will show up.



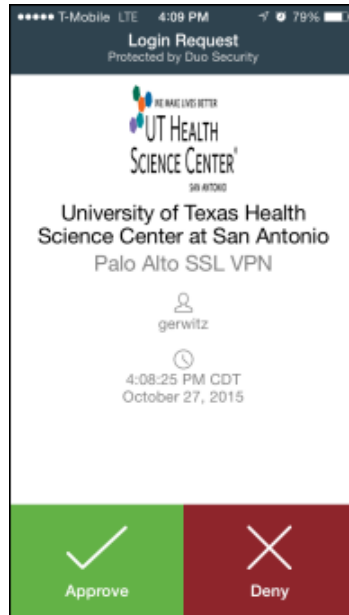
Step 3. Key in the number 1 in the Options Box and click OK

Step 4. Open the Duo App on your Smartphone.

Tap the Green Request Bar



Tap Approve



Done

