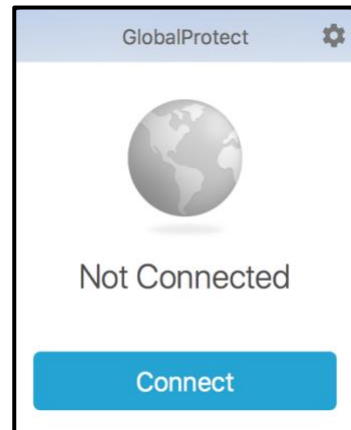


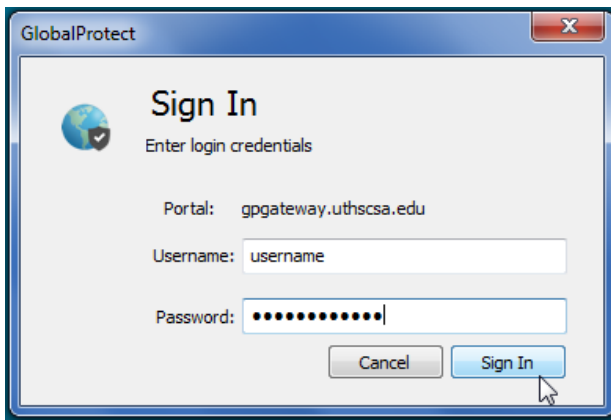
Push Method using GlobalProtect & Duo 2FA

1. Find the GlobalProtect VPN client in your system tray. This icon resembles the Earth. Click on the GlobalProtect icon. Select **Connect**.

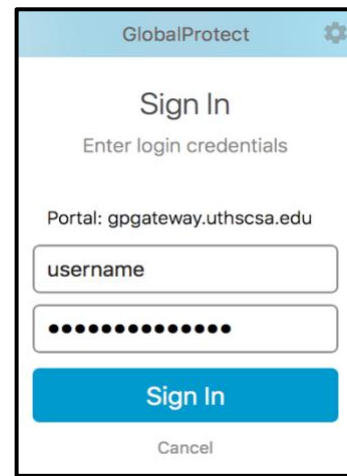
Windows:  Mac: 



2. Enter your UTHSCSA username (lowercase only) and password in the appropriate fields. (The window may vary depending on the device.)



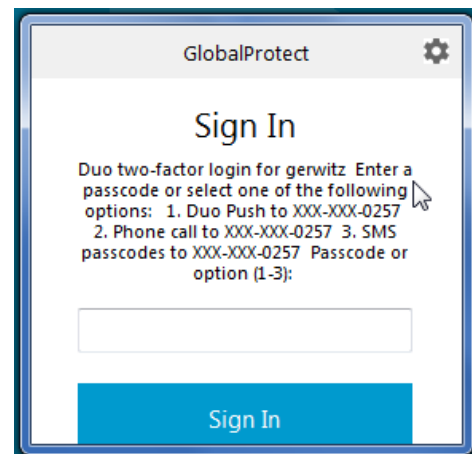
OR



3. The Authentication window will appear. (The window may vary depending on the device.)

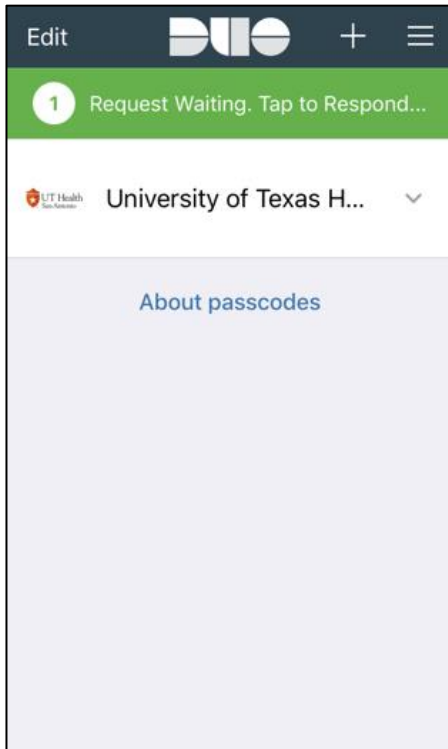


OR



4. Key in the number **1** in the Options Box and click **OK or Sign In**
5. Open the Duo App on your Smartphone.

Tap the Green Request Bar



Tap Approve



Done

